




Ethos to GO!

W/C 21/06/21 no 26

This Week's Idea



This Week's Bible Verse

"For I know the plans I have for you, declares the Lord, plans to prosper you and not harm you, plans to give you hope and a future."

Jeremiah 28:11



Let's Ponder!



- * This week we are looking at the importance of hope. Why is it important to have hope? What does hope mean to you?
- * Watch the video on the blog. St James Ethos children have produced a fantastic video this for this week, looking at hope.
- * There are lots of examples in the Bible where God shows us that having hope is the right thing to do. Can you discuss any?
- * Do you have things you hope for?
- * Can you think of a time when hope has helped you through when you were sad?
- * Use your window, door and mirror key rings to reflect on hope. How do you feel now? What have you discovered?
- * How will you put this new understanding into action?

This Week's Prayer

Hope




Dear Lord, help us to be people of hope. To live in the hope you give us and the grace to be the hope in the lives of others. Thank you for your teachings and instruction in the way we should go- in the way of hope.

Amen

This Week's Activity **Hope**

Watch the video, St James have produced a fantastic video for this week's post. Use your mirror, window and door key rings to explore the questions.



Blog Post- This week's blog post is related to hope. Please leave your individual or class responses. Refer to the questions on page one of this resource card?
www.ethosatboltonandfarnworthtrust.org




Ethos At Home

Activities you can do at home this week!

Make a hope chatterbox at home:

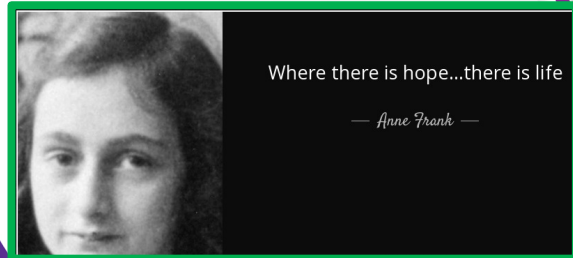
* **You will need** – square piece of paper, pens and pencils.

Activity – You can watch the video on our blog again to re-cap on the things the children say about hope. To make a values chatter box you will need a square piece of paper. Fold it in half and then in quarters to find the center. Next fold all the corners into the center, do it carefully and crease the edges well. Turn it over and again fold the corners into the center. With the flaps in the center fold into squares and crease the edges down well. Open up your chatterbox. On the first layer put numbers. On the second layer write the names of colours or colour blobs of different colours. Finally on the bottom layer write some statements about hope or questions relating to hope for others to answer. Take your chatterbox out at playtime to enable children to think about values.



Have Fun!

Quote of the Week



The Bolton & Farnworth CofE Primary Multi Academy Trust
 Together With God

